

PVC · WOOD · ALUMINIUM
WINDOWS · ROLLER SHUTTERS · DOORS · GARAGE DOORS



WINDOWS

—
**PATIO
DOORS**

IF YOU ARE BROWSING THIS FOLDER, IT IS LIKELY THAT:



- A major investment in joinery awaits you - and you want to spend the money as wisely as possible
- You will be choosing from a wide range of offers, difficult to compare - while looking for the best one
- You will come across a lot of technical information and parameters - which are not easy to follow

We understand this situation and want to help you make the best decision possible.



TIPS

We have created this catalogue in such a way as to facilitate the process of selecting and purchasing windows. It contains the most important information and proven advice on what to look out for at each stage.



KNOWLEDGE

We try to explain the trade terms and expressions in a simple way in the GLOSSARY OF TERMS on p. 90



INSPIRATIONS

Information about the products used in the projects presented in the catalogue can be found in the PHOTOGRAPHY INDEX on page 94.

TABLE OF CONTENTS



How to choose the right joinery?	6
WINDOWS	14
PVC	14
Wood	24
Aluminium	38
PATIO DOORS	56
DA-SkyLine sliding door with a concealed frame	60
ST-sliding	64
Folding	65
HST Lift-sliding	68
HST-motion - New	70
HKS Tilt-sliding	74
Windows and patio doors colours	80
WINDOW COVERS	82
Pleated roller blinds	84
Textile roller blinds	86
Mosquito Nets	88
Glossary of Terms	90
DAKO Brand	92
Photo index	94

WHAT AWAITS YOU?

Check how simple the order realization process is

2

QUICK VALUATION

- ⊕ based on the information and arrangements provided by you, we prepare an initial product valuation
- 👤 the valuation is always free

1

PRODUCT SELECTION

- ⊕ think about the needs of your home and the expectations of its residents
- ⊕ use the advice and information on the website or the help of a sales specialist



In order to prepare an offer you need a list of windows, i.e. their specification taking into account their quantity and size – we can use a dimensioned project or the dimensions you provide

3

PAYMENT

- 👤 after the payment is made, the order is transferred to production



4

PRODUCTION TIME

✚ The order submitted for realization in DAKO factory turns into specific windows. We produce them especially for you, according to the specifications included in the order.

🕒 average production time of a typical order is about 2-6 weeks

5

DELIVERY




When the windows are ready, we deliver them according to the agreed schedule



EVERYTHING IS READY

Finally, we provide you with the warranty card for the purchased products



WE ARE AT YOUR DISPOSAL

DAKO sales advisers provide professional service and advice at every stage of investment

Your home is
Your place on Earth

Find **WINDOWS**,
that fit it perfectly





673

TIME FOR GOOD DECISIONS!

In order to find solutions that perfectly match your home, we first try to understand your needs.

WHAT PRODUCTS DO YOU NEED?

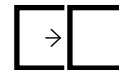
Windows



Balcony windows



Patio doors



WHAT ARE THE WINDOWS TO BE IN TERMS OF FUNCTIONALITY?

Tilt-and-turn

Turn only



Tilt only

Non-opening



Sliding

Sliding with an option of tilting or hoisting



WHAT MATERIAL ARE THEY TO BE MADE OF?

No matter what material you choose, you can be sure of

- obtaining very good performance parameters
- the durability of the material and structure
- high resistance to weathering



PVC



BESTSELLER

windows selected by almost
85% of investors



WOOD



TIMELESS CHOICE

nature, that never
goes out of style



ALUMINIUM



IMPRESSIVE DESIGN

large construction possibilities
ideal for modern projects

WHAT DEPTH OF CONSTRUCTION SHOULD A JOINERY HAVE?

Depending on the selected material, you can choose from various options of profile construction depth - the applied thickness affects the window's performance and is associated with the possibility of using specialized glazing packages. In general, the wider the profile, the greater the number of glazing options and the better the thermal and acoustic parameters of the window.



WHICH PRODUCTS TO CHOOSE?

When choosing joinery, it is important to take into account the key values whose optimization provides real benefits for the house and its inhabitants. What product parameters are important?



Why is it so important?
THERMAL INSULATION

★ SAVINGS

Tight-sealed windows allow you to reduce the amount of energy needed to heat the building and thus reduce your bills.

★ COMFORT

Warm interiors provide comfort to residents of the house and make staying there even more pleasant.

★ ENVIRONMENTAL CARE

Less energy consumption is a profit not only for our wallet, but also for the planet's ecosystem.



Why should we care about increasing it?
SECURITY

★ SECURE BUILDING

It is not only a building protected by an alarm system, but also equipped with windows and doors of a higher anti-burglary class or, for example, external blinds.

★ HOUSEHOLD SAFETY

Functional solutions are protection against potential accidents, which helps to avoid problems and accidents such as breaking the glass or falling out of the window



- + The thermal insulation coefficient is determined by U_w [W/m²K] - the lower the value of this coefficient, the better it guarantees thermal insulation.
- + The degree of burglary protection determines the level of RC (resistance classes). DAKO products are available in RC2 and RC3 safety classes - more information about their standards and availability can be found at dako.eu.
- + The use of a specialized glass in windows allows to significantly reduce the noise level and improve the comfort of being inside..
- + Visit your window distributor as early as at the design stage to optimise the illumination of your home.



What does it give?
SOUND INSULATION

★ **COMFORT AND PEACE**

Staying in quiet interiors undisturbed by the noise of the street or the sounds of aeroplanes helps to relax and rest, and enables concentration

★ **FREEDOM**

In the comfort of our own home we want to use our personal living space without disturbing the peace of others

★ **CARING FOR HEALTH**

Noise protection has a positive impact on our physiology, learning ability and social behaviour



Why does it matter?
NATURAL LIGHT

★ **BETTER MOOD**

Natural light has a positive effect on the mood, stimulates and restores the willingness to act, and even supports the fight against the blues and depression

★ **HEALTH BENEFITS**

Sunlight is essential for our body to produce and assimilate vitamin D. It also helps to treat certain skin diseases, speeds up metabolism and has a positive effect on the circulatory system.

★ **MORE SPACE**

A well-lit room not only seems larger, but also much more cozy and comfortable



Find out more about the VALUES OF OUR PRODUCTS at [dako.eu](https://www.dako.eu)



Everything your HOME needs!

Safe, durable windows that provide a
healthy amount of light



WINDOWS
—
PVC

TOP SERIES

Series
DPO-82 AL

Warm dimension of innovation.

- + **EXCELLENT THERMAL**
and acoustic insulation
- + **WIDE RANGE OF COLOURS OF**
the aluminium cladding
- + possibility of implementing windows, sliding
doors and external doors in one system




RESISTANCE TO WEATHER CONDITIONS

The use of aluminium cladding increases the strength of the window and extends its life.



AESTHETICS

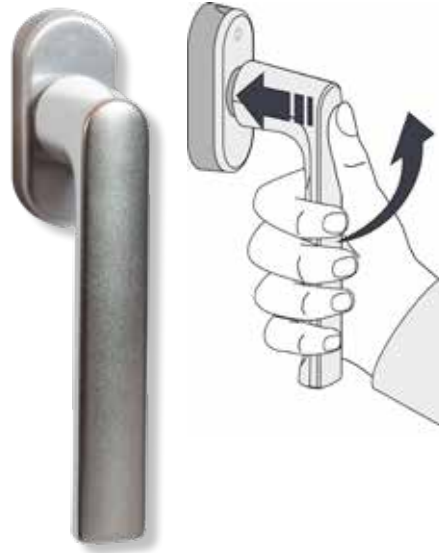
Wide range of colour options for the aluminium cladding finishes allows to match the window appearance with the character of the building.





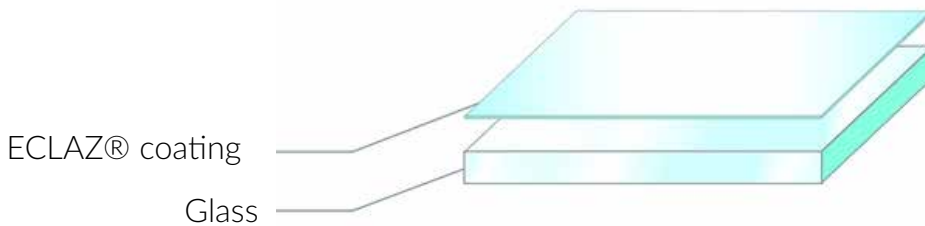
SECUFORTE® SAFETY HANDLE

The use of innovative security solutions in the construction of the handle effectively protects against unauthorised opening of the window from the outside



ECLAZ GLASS

A solution to save energy and reduce heating costs through optimized energy balance and better access to natural light. The use of ECLAZ glass gives an effect comparable to an increase in the window area by 8%.



SWISSPACER ULTIMATE WARM EDGE SPACER BAR

The warmest solution available on the market. Thanks to its application, the U_w value of the reference window is reduced by additional 4% compared to a standard spacer bar or 13% compared to an aluminium spacer bar.



THE WARMEST OPTION

Series thermoSecure DPQ-82

Comprehensive package of benefits.
No compromises.

- + **MAXIMUM ENERGY EFFICIENCY**
- + **10% MORE LIGHT** and heat due to the use of a special glass
- + unique **SECURITY**
- + **THE HIGHEST QUALITY** standard

BESTSELLER

Series **DPP-70**

High quality
confirmed by a certificate.

- + **FAVOURABLE THERMO-INSULATING PROPERTIES**
- + Proven quality with **A GUARANTEE OF PEACE OF MIND**
- + The perfect balance of **QUALITY AND PRICE**
- + **SERIES AVAILABLE WITH OUTWARDS OPENING OPTION**



FITTING

The solution with microventilation, four-stage tilt mechanism, double-functional element and an anti-burglary catch!



HANDLE

Universal design of the 1006 model

SERIES OVERVIEW - technical information

DPQ-82 AL SERIES



$U_w = 0,77^* \text{ W/m}^2\text{K}$

- 7-chamber class A profile 82 mm thick
- Solid steel in the frame
- Three seals: two edge seals retracted from elastomer EPDM, inner thermo-weldable with TPE

DPQ-82 - thermoSecure SERIES



$U_w = 0,75^* \text{ W/m}^2\text{K}$

- 7-chamber class A profile, 82 mm thick and solid steel in the frame
- Three seals: two edge seals retracted from elastomer EPDM, inner thermo-weldable with TPE
- 2 thermal insulation inserts in the frame and sash
- EGLAZ glass with a warm edge spacer Swisspacer Ultimate
- SecuForte safety handle with double-locking catch in the tilt-and-turn sash

- Dimensions for a single sash tilt-and-turn window: Max. width 1500mm, max. height 2575mm
- Maximum sash area 2,25m²

*Glass: 4/18/4/18/4, gas: argon, warm edge spacer, window size: 1230 mm x 1480 mm

*Glass: 4/18/4/18/4 EGLAZ, gas: argon, warm edge spacer, window size: 1230 mm x 1480 mm

DPQ-76 SERIES



$U_w = 0,8^* \text{ W/m}^2\text{K}$

- 5-chamber class A profile, 76 mm thick
- Steel in the frame
- Three seals TPE
- Dimensions for a single sash tilt-and-turn window: Max. width 1500 mm, max. height 2475 mm
- Maximum sash area 2.25m²

*Glass: 4/16/4/18/4, gas: argon, warm edge spacer, window size: 1230 mm x 1480 mm

DPP-70 SERIES



$U_w = 0,96^* \text{ W/m}^2\text{K}$

- 5-chamber class A profile, 70 mm thick
- Solid steel in the frame
- Two EPDM elastomer retractable seals
- Dimensions for a single sash tilt-and-turn window : Max. width 1500mm, max. height 2575mm
- Maximum sash area 2,25m²

*Glass: 4/14/4/14/4, gas: argon, warm edge spacer, window size: 1230 mm x 1480 mm



Nature closer to home

Timeless solutions for lovers of
classics and eco choices.




WINDOWS
—
WOODEN

How to find **A WOODEN WINDOW THAT PERFECTLY** fits your needs?

Wood has been used in construction for centuries. It is an energy-efficient and durable raw material: it guarantees the longevity of products and ensures their high quality, which will be enjoyed by many generations.


Looking for a solution that will work best for our investment, it is worth taking into account three issues that significantly affect the aesthetics, properties and cost of the joinery.



Durability and properties **WOOD SPECIES**

When creating wood joinery, we choose only carefully selected types of wood, offering our customers materials, and thus products of the highest quality. The wood which is the basis of the structure also influences its final appearance in terms of colour saturation or grain pattern.

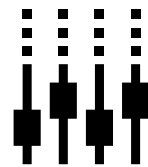
At DAKO we finish wood joinery with covering or azure varnish, from the following wood species: pine, meranti.



Window appearance **PROFILE SHAPE**

The appearance and character of a wooden window is determined primarily by the form of profile finishing and the shape and milling of glazing beads. At DAKO we offer several stylistic variants:

- DDF series with a classic, simple form of finish.
- Products with a rustic, stylish look of the DDR series.
- Modern and extremely durable combinations of wood and aluminium in two variants: DDA series windows (permanently joining elements of wood and aluminium in the profile construction) in and DDF-AL series (profile with aluminium overlay).



Performance parameters and price **PROFILE THICKNESS**

The width of the profile from which the joinery will be made has a significant impact on the properties of the entire window and the parameters it offers in terms of thermal insulation or acoustic properties. The thickness of the profile also determines the amount of material needed for its production, which significantly affects the final price of the product. In our offer, the joinery is made in three variants of profile thickness: 68 mm, 78 mm and 92 mm.



WOOD ESSENCE

species available



SOLID PINE

Proven in the production of joinery, traditionally used for making windows. It provides products with very good mechanical properties and high durability. It has a characteristic drawing of coniferous wood. A great advantage of pine is the possibility of obtaining a very favourable price in relation to product quality.



COMBINED PINE

longitudinal section

Combined squared timber retains the functional qualities of the wood it was made of and has a characteristic image of coniferous wood. It is characterized by very good rigidity and resistance to bending (warping). The use of combined squared timber results in an exceptionally attractive price of products.



MERANTI

Precious wood from Asia, with excellent technological properties. Used as a raw material, it increases the prestige of finished products. It is distinguished by an exotic grain pattern unusual among native wood species, which is one of the main reasons for its popularity.

PEFC

DAKO woodwork has an ecological PEFC certificate recognized around the world, which allows us to sell ecological wood products that come from sustainably managed forests.

BESTSELLER

Series DDF-78

Optimal combination of
aesthetic values
and functional parameters.

- + **THE NOBLE LOOK OF NATURAL WOOD**
of quality in the most beautiful,
modern version
- + **WINDOW FINISH WITH A MINIMALIST,
SIMPLE FORM**
- + **OPTIMAL PARAMETERS OF**
thermal and acoustic insulation



UNIVERSAL APPEARANCE

The simple form of profile finishing makes the windows of this series fit perfectly into both classic and more modern interiors.



HAND-FINISHED

The manual refinement of the construction guarantees perfect smoothness and makes the wood look perfect after the varnish finish.



CLASSIC SOLUTIONS FOR DDF SERIES wooden windows



- + **WINDOW FINISH** with a modern, simple form
- + **EXCELLENT** thermal and acoustic insulation
- + **ULTIMATE COMFORT** of use

The series is available in three different variants of profile thickness: **DDF-68 | DDF-78 | DDF-92**



RUSTIC CHARM OF DDR SERIES wooden windows



- + Unique, stylized, **RUSTIC FINISH** shape
- + **DECORATIVE MILLING** of external edges of sashes, frames and glazing beads emphasizing the character of stylish interiors
- + **VERY GOOD** thermal and acoustic insulation and comfort of use

The series is available in three different variants of profile thickness: **DDR-68 | DDR-78 | DDR-92**



ALUMINIUM CLADDING in combination WITH DDF SERIES wooden windows



- + **ELEGANT BEAUTY** of wood enriched with aluminium cladding
- + **RICH STANDARD** of equipment
- + **OPTIMAL THERMAL** insulation parameters
- + **WIDE RANGE OF POSSIBILITIES** of shaping the windows appearance
- + **PROTECTION** against weather conditions

The series is available in three profile thickness variants: **DDF-68 AL | DDF-78 AL | DDF-92 AL**



DDA SERIES WOODEN-ALUMINIUM WINDOWS in 8 different finishes

Durable combination
of wood (inside)
and aluminium
(from outside)



- + **THE HIGHEST QUALITY** due to the combination of carefully selected wood with the use of aluminium profiles
- + **EXCELLENT THERMAL** insulation parameters
- + **INCREASED PROTECTION** against the adverse effects of weather conditions
- + **NO GLAZING BEAD** due to the use of innovative, dry glazing (with the glass embedded on the seals)

Series available on profile:
DDA-78



WOODEN-ALUMINIUM WINDOWS
DDA-78 SERIES

Possibility to choose from as many as **8 SHAPES**
of aluminium profile finishing on the outside



Classic



Classic 0.5



Classic Thermo



Integral



Linear



Softline



Quadrat











Quadrat FB



Retro

SERIES OVERVIEW - technical information

INSTALLATION DEPTH	<p>Profile 68 mm</p> 	<p>Profile 78 mm</p> 	
PRODUCT FEATURES	<p>THE IDEAL SOLUTION FOR INVESTMENTS AND MULTI-FAMILY HOUSING</p> <ul style="list-style-type: none"> • Attractive price • Good thermal and acoustic insulation 	<p>THE BEST CHOICE FOR DETACHED HOUSES</p> <ul style="list-style-type: none"> • High thermal and acoustic insulation • Optimal performance parameters • Durability and comfort of use 	
WOOD SPECIES	<p>PINE, MERANTI</p>	<p>PINE, MERANTI</p>	
SERIES AVAILABLE	<ul style="list-style-type: none"> • DDF - 68 • DDR - 68 • DDF - 68 AL (aluminium cladding) 	<ul style="list-style-type: none"> • DDF - 78 • DDR - 78 • DDF - 78 AL (aluminium cladding) 	
U_w VALUE	<p>1,2 W/m²K</p> <p>glass: 4/16/4; gas: argon; warm edge spacer; window size: 1230 mm x 1480 mm</p>	<p>0,89 W/m²K</p> <p>4/14/4/14/4; gas: argon, warm edge spacer; window size: 1230 mm x 1480 mm</p>	
MAXIMUM DIMENSIONS	<ul style="list-style-type: none"> • Dimensions for a single sash tilt-and-turn window: Max. width 1700 mm, max. height 2600 mm 		
STANDARD EQUIPMENT	<ul style="list-style-type: none"> • Triple glazing package (double glazing package in 68 series) • Noble gas filling 		

<p>Profile 78 mm (wood-aluminium)</p> 	<p>Profile 92 mm</p> 
<p>TOP QUALITY WOODEN WINDOW WITH AN ALUMINIUM PROFILE</p> <ul style="list-style-type: none"> • Guarantee of resistance to weather conditions and mechanical damage • Possibility to choose from 8 shapes of aluminium profiles from the outside • Innovative dry glazing (glazing embedded on seals) 	<p>JOINERY FOR SPECIAL TASKS: THE WARMEST WOODEN WINDOWS IN POLAND ACCORDING TO THE LTB RESEARCH</p> <ul style="list-style-type: none"> • Maximum thermal and acoustic insulation • Series awarded with the Gold Quality International Emblem 
<p>PINE, MERANTI</p>	<p>PINE, MERANTI</p>
<ul style="list-style-type: none"> • DDA -78 	<ul style="list-style-type: none"> • DDF - 92 • DDR - 92 • DDF - 92 AL (aluminium cladding)
<p>of windows by up to 30 years and due to a wide selection of colours, textures and patterns</p>	
<p>0,75 W/m²K 4/16/4/16/4; gas: argon; warm edge spacer; window size: 1230 mm x 1480 mm</p>	<p>0,65 W/m²K glass: 4/12/4/12/4/12/4; gas: argon; warm edge spacer; window size: 1230 mm x 1480 mm</p>
<ul style="list-style-type: none"> • Maximum sash area 3 m² 	
<ul style="list-style-type: none"> • 3 seals on the perimeter • Standard perimeter fitting 	



Dreams in a modern style?

Choose prestigious solutions in an
innovative design.



WINDOWS
—
ALUMINIUM



ARE YOU INTERESTED IN AN INNOVATIVE DESIGN?

The series is also available in the corner option Thermo 90°

- + **EFFECTIVE WINDOW AESTHETICS** due to the lack of structural profiles in the corner. Connecting the contact of two panes with black glue gives the effect of one line and emphasizes the character of the corner.
- + **GREAT CONSTRUCTIONAL POSSIBILITIES** the division of the glazing surface by means of spacers allows the installation of DA-90 Thermo system windows with different types of opening



THE WARMEST SERIES

Series DA-90 Thermo

The best option for thermal
and acoustic insulation.

- + **EXCELLENT** thermal and acoustic insulation, ideal for passive houses
- + **ELEGANT APPEARANCE** due to concealed hinges as standard
- + additional **PROTECTION AGAINST BURGLARY** due to the use of 4 anti-burglary locks
- + **GUARANTEE OF PEACE** resulting from good acoustic insulation

OPTIMAL CHOICE

Series DA-77

Large possibilities in three
system variants:
standard, with concealed sash
and fire protection

- + **VERY GOOD LEVEL OF** thermal **INSULATION**
- + possibility of constructing **LARGE-SIZE GLAZING** due to profiles with favourable statics
- + The system **IS IDEAL FOR MODERN, DEMANDING PROJECTS.**
- + **POSSIBILITY OF USING SPECIAL GLAZING:** energy-saving, anti-burglary and other
- + **MODERN DESIGN** guaranteeing an elegant appearance of the facade also from the outside

DA-77 SERIES



OPTION

The series is also available in the corner version DA-77 90°.



$$U_{w*} = 1,0 \text{ W/m}^2\text{K}$$

- 4-chamber profile (Sash: 86 mm | Frame: 77 mm)
- Thermal breaks 43 mm
- Two EPDM seals
- Glazing range: from 21 to 67 mm
- Dimensions for Tilt-and-turn window:
min.: 420 mm x 420 mm, Max.: 1600 mm x 2400 mm
- Maximum sash area: 3m²

*U_w of reference window with dimensions
1230 mm x 1480 mm, U_g = 0,5 W/m²K

SERIES OVERVIEW - technical information

DA-77 US SERIES



$U_w = 0,8 \text{ W/m}^2\text{K}^*$

- System with concealed wing of exceptional aesthetics
- 4-chamber profile (Sash: 80,8 mm | Frame: 77 mm)
- Glazing range: 15 to 60 mm
- Tilt and turn sash dimensions: min. 550 mm x 550 mm; max. 1600 mm x 2500 mm
- Maximum: sash area: 3m², weight: 130 (160) kg

U_w of the reference window with a dimension of 1230 mm x 1480 mm with a standard glass 4X18x4x18x4 $U_g = 0,5 \text{ W/m}^2\text{K}$

DA-77 C SERIES



$U_w = 0,9 \text{ W/m}^2\text{K}^*$

- The system of windows opened outwards with thermal partition.
- 4-chamber profile (Sash: 86 mm | Frame: 77 mm)
- Glazing range: 22 to 70 mm
- Sash dimensions: min. 550 mm x 550 mm; max. 1400 mm x 2500 mm
- Maximum: sash area: 3m², weight: 130 (180) kg

U_w of the reference window with a dimension of 1230 mm x 1480 mm with a standard glass 4X18x4x18x4 $U_g = 0,5 \text{ W/m}^2\text{K}$

DA-90 THERMO SERIES




$U_{w*} = 0,8 \text{ W/m}^2\text{K}$

- Glazing range: 23 mm to 82 mm
- Dimensions for Tilt-and-turn window: min.: 520 mm x 420 mm, Max.: 1700 mm x 2800 mm
- Maximum sash area: 3m²
- Max. sash weight: 150kg

*U_w of the reference window with a dimension of 1230 mm x 1480 mm with a standard glass 4X18x4x18x4 Ug = 0,5 W/m²K

DA-90 THERMO 90° SERIES



$U_{w*} = 0,8 \text{ W/m}^2\text{K}$

- Glazing range: 32 mm to 72 mm
- Dimensions: min.: 560 mm x 560 mm x 560 mm, Max.: 2400 mm x 3000 mm x 3000 mm

*U_w of the reference window with dimensions: 2 x 1230 mm x 1480 mm) with a standard glass 4X18x4x18x4 Ug = 0,5 W/m²K



Are you looking for an internal system or an unusual option with an invisible sash? Check out other solutions for aluminium windows at www.dako.eu



Small things that make a big difference

The most important thing is to match the colours and windows equipment to your needs.

AKO



OPTIONS
accessories

A HANDLE the one you want



For details on the availability of colours in individual handle models, see www.dako.eu.

SELECTED HANDLE MODELS



1006



1007



1009



1033



Hoppe SecurForte
Hamburg



Hoppe Secustik
New York



Hoppe Secustik
Luksemburg



1006D
with a button




1006A
with a key



Hoppe Secustik
Luksemburg with a key

HANDLE COLOURS



FUNCTIONALITY AND SECURITY IN A PACKAGE

SAMPLE SELECTION



DOUBLE-GLAZING PACKAGE

GLAZING PACKAGE SINGLE-CHAMBER:

2 glass panes, a spacer and a noble gas pressed between the panes




TRIPLE GLAZING PACKAGE

GLAZING PACKAGE TWO-CHAMBER:

3 glass panes, spacer frames and filling the space between the glass with noble gas

DECORATIVE GLASS





Glazing is a very important element of windows which affects, among other things, their thermal efficiency and the amount of solar energy entering the interior. A larger number of chambers in the glazing package, a lower coefficient in the glass and a noble gas in the inter-pane space improve the thermal insulation.



MUNTIN BARS a stylish window accessory

Muntin bars are a perfect complement to the windows. They can be both a window decoration referring to the stylish architecture and interiors, as well as the crowning of a modern window construction. They give interiors a special atmosphere and give the buildings facade a unique character.

INTERNAL MUNTIN BARS

- + placed in the inter-pane space during the production process of glazing packages (do not make cleaning windows difficult!)

MUNTIN BARS VIENNA

- + glued directly to the surface of the glass (they divide the glass into smaller, limited areas, which means that cleaning the windows may take more time)

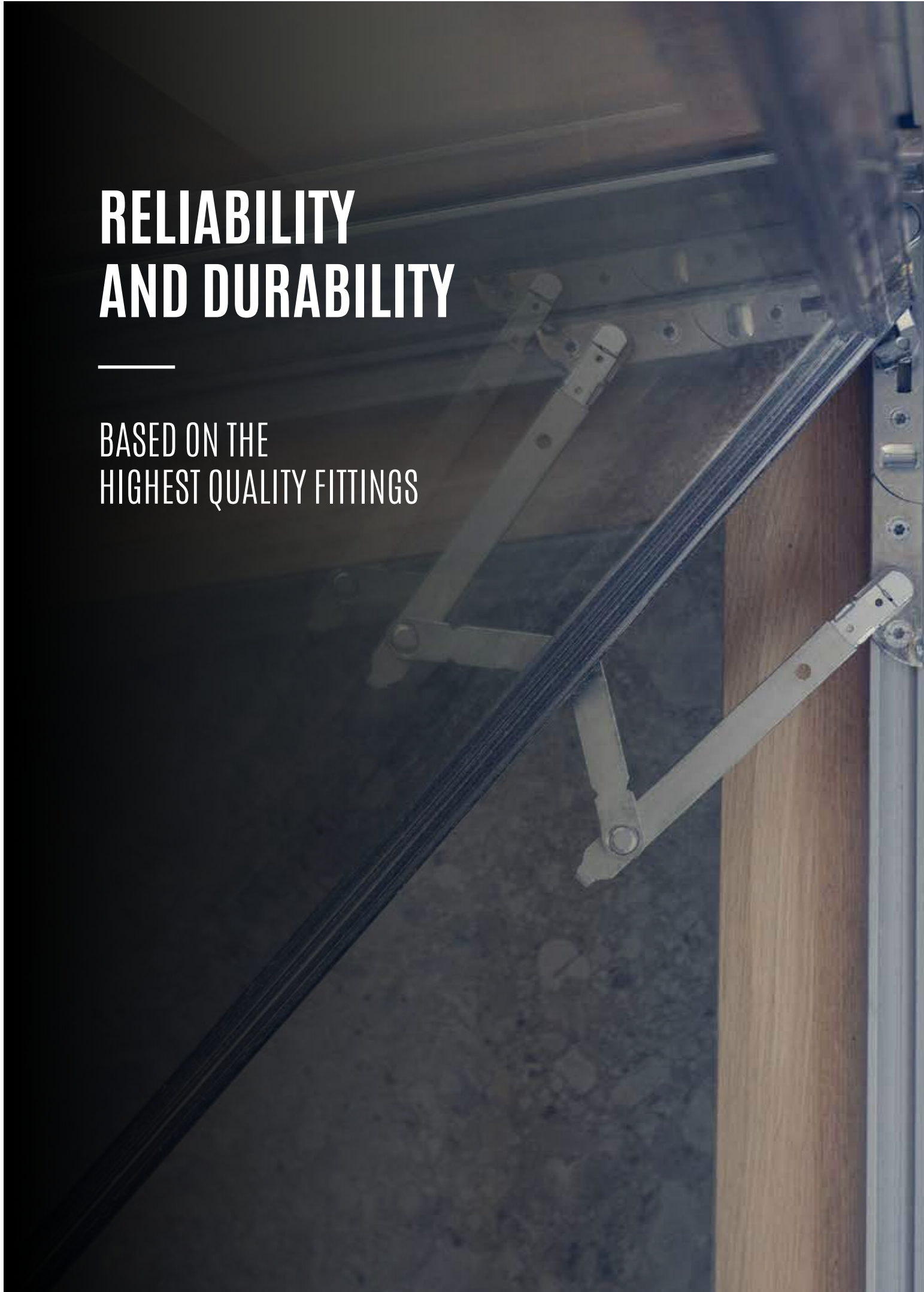


Check which muntin bars fit your windows

The thickness and colour of the muntin bars depend on the material from which the windows are made - ask your salon advisor about the availability of options in the selected system.

RELIABILITY AND DURABILITY

BASED ON THE
HIGHEST QUALITY FITTINGS



DAKO windows owe their functionality to high quality components, in particular solid fitting solutions. It is due to these elements that smooth operation of even large windows is possible without any effort. The fittings also guarantee the proper tightness of the windows and increase the level of security due to the use of anti-burglary elements. Discover the most popular fittings functions.



MICROVENTILATION

It allows to gently unseal the window and improve air exchange. The slot airing system allows the frame to be set aside by several mm, so we can air the room without cooling it.



ENHANCED AESTHETICS

Due to the use of CONCEALED HINGES, when the sash is closed the hinges are invisible, which gives windows an exceptionally elegant look and makes it easier to keep clean.



INCREASED SECURITY

The STANDARD PLUS fitting is equipped with two anti-burglary catches in each sash. In Tilt and Turn sashes one of the catches is a unique anti-burglary lock with double locking, available at DAKO only. Additionally, the fitting features a handle rotation lock with a lifter.

The FIRST TILT option, in which positioning the handle horizontally tilts the window, and full opening requires setting the handle in a vertical position. In combination with the TBT handle it allows to limit the possibility of opening the sash. Without using the key, they can only be tilted, which eliminates the risk of falling out.



**Open up to
beauty,
open up to
space**




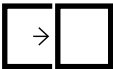

PATIO
DOORS

Find your exit to the terrace!

Find out which solution best suits your home.

When choosing joinery, whose task will be to connect the interior of the house with the terrace, we can choose from several different options such as the so-called balcony doors - but mainly functional options in terms of sliding solutions.

Therefore, we will try to present all their good and bad sides clearly, while also explaining how the different types of doors actually differ.

TILT-AND-TURN DOORS	SLIDING PATIO DOORS			
				
<p>CLASSIC BALCONY DOOR, with a fixed or a movable post is actually a window with dimensions allowing a free passage</p>	<p>Sliding SKYLINE HST</p>	<p>Tilt – sliding HKS</p>	<p>sliding ST</p>	<p>FOLDING</p>
<p>The solution is available in the window series presented in the first part of the catalogue (p. 14-45)</p>	<p>A detailed description of these solutions and their availability is presented on the following pages (p. 60-73)</p>			



Why are sliding doors a good choice?

The most important advantages of the solution are:

★ AESTHETIC APPEARANCE WITH A MODERN DESIGN

possibility of constructing large, impressive glazings that optically enlarge the interior and an increased glazed area providing greater access to natural sunlight.

★ SPACE-SAVING

due to an opening system that does not require additional space inside the room

★ FUNCTIONAL TECHNOLOGIES

allowing for light and comfortable operation of patio doors, despite their heavy weight and size

★ EXCELLENT PERFORMANCE PARAMETERS

guaranteeing thermal and acoustic insulation at the optimum level for the house

NEW

Sliding patio doors with
a concealed frame

DA SkyLine TYPE-R

Panoramic views with no limits.

- + comfortable, **AUTOMATIC OPERATION** in DA-SkyLine doors TYPE-R via remote control or control panel
- + Innovative **CONCEALED FRAME SYSTEM**, built in walls, floor and ceiling
- + **NARROW PROFILES** with maximum surface area Glazing - visible width of the door sash connection: 25 mm
- + **IMPRESSIVE DIMENSIONS** and the possibility of constructing sliding doors up to 12 m wide and 4 m high
- + spectacular, **PANORAMIC GLAZING** while maintaining excellent thermal insulation parameters of the structure (U_w from 0,85* m²K)

* for doors with sash dimensions of: 2 070 mm x 3 440 mm with a 3-glass package with U_g coefficient of 0.5 W/(m²K) and a warm edge spacer



LUXURIOUS DESIGN

Innovative technology allowing to hide the frame in the walls, floor and ceiling allows to obtain a spectacular, panoramic glazing while maintaining excellent thermal insulation parameters of the structure.



SPECTACULAR GLAZING




The system enables the construction of sliding doors with impressive dimensions: almost unlimited width and height up to 4 m! The slim door design gives the impression of lightness despite its large size.

SkyLine Sliding patio doors with a concealed frame - technical information

Opening by sliding it horizontally allows to fully open the movable sash.




TYPE	MATERIAL	MODULE CONNECTION	MAX. DOOR WIDTH	MAX. SASH HEIGHT	MAX. SASH WIDTH	MAX SASH SURFACE
DA-SKYLINE TYPE-R	ALUMINIUM	No restrictions- doors can be connected with each other and form a seamless glazing	14 000 mm	4 000 mm	3 000 mm	14 m ²
DA-SKYLINE			12 000 mm	4 000 mm	3 000 mm	12 m ²

OTHER	HANDLES	
 <p>option for automatic control DA-SkyLine doors TYPE-R by means of a remote control or control panel</p>	<p>Standard for DA-SkyLine doors, DA-SkyLine TYPE-R</p> 	<p>Optional for doors DA-SkyLine TYPE-R</p> 
	<p>Standard colour: joinery colour</p>	



The table determines the maximum dimension that can be obtained under favourable conditions of installation using a specific construction and profile scheme. Ask your dealer for details of possible door sizes within your chosen solution.



A photograph of a young man and woman smiling and holding hands on a balcony. The man is wearing glasses and a white t-shirt, and the woman is wearing a white top. They are standing in front of a large sliding patio door. The background shows a blurred view of a building and greenery.

Sliding patio doors DA-51 ST DA-40 ST

The optimal
economic option

- + **PERFECT SOLUTION** for building terraces and porches
- + **LARGE CONSTRUCTION** possibilities at an attractive price
- + **COMFORTABLE**, lightweight door operation
- + **HORIZONTAL SLIDING** allows full opening of the moving sash.
- + possibility **TO ALIGN THE THRESHOLD WITH THE FLOOR** (i.e. low threshold)

Folding Door

Modern,
impressive design.

- + **MAXIMUM PASSAGE LIGHT**
- + **THE SASHES FOLD TO THE SIDE EDGES,** and when all sashes are folded, almost the entire door surface is opened
- + **FUNCTIONALITY AND CONVENIENCE** of use
- + two ways of opening the door: outwards and inwards

ST patio doors - technical information


Opening by sliding it horizontally allows you to fully open the movable sash. The possibility of putting the movable sash aside by several mm on the whole perimeter allows for safe rooms ventilation.



PRODUCT	MATERIAL	MAX. WIDTH CONSTRUCTION	MAX. HEIGHT CONSTRUCTION	MAX. SASH WIDTH	MAX. AREA SASHES
DA-51 ST	ALUMINIUM	6 000 mm	2 800 mm	3 100	6.68 m ²
DA-40 ST		4 200 mm	2 550 mm	2 000	4.8 m ²
FOLDING DOOR	ALUMINIUM	6 400 mm	3 000 mm	1 200 mm	2.8 m ²

Folding doors - technical information

Opening by folding the sashes to the side edges, due to which after folding all the sashes, almost the entire door surface is opened. Different design variants in terms of the quantity and functionality of turn sashes.



HANDLES	
	The handle is available in colours: any RAL
	The handle is available in colours: black
 	Handle on a long backplate available in colours: white, black Additional handle available in colours: white, black



The table determines the maximum dimension that can be obtained under favourable conditions of installation using a specific construction and profile scheme. Ask your dealer for details of possible door sizes within your chosen solution.



LIGHT OPERATING SYSTEM

The solution enables comfortable use of the door, guaranteeing comfortable opening and closing even with large dimensions.



LOW THRESHOLD

The low threshold construction, thanks to its alignment with the floor and terrace plane, makes it much easier to move between the interior of the house and the terrace or garden.



Lift - sliding patio doors **HST - Motion**

Great opportunities to gain more!
Space, light, proximity to nature.

- + **MAXIMUM PRESTIGE AND ELEGANCE** guarantee a beautiful appearance
- + **OPTIMAL THERMAL PARAMETERS**
- + **HIGH FUNCTIONALITY** due to the possibility of aligning the threshold with the floor and the practical opening by shifting it in line, the system allows you to save additional space inside

NEW

HST - Motion Max

Even better PVC patio doors!

- + **PERFECT LIGHTING**
larger glazing area due to narrow sash profiles
- + **THERMAL COMFORT**
high level of thermal insulation and a warm
62mm PVC threshold
- + **SAFETY AND CONVENIENCE**
smooth sash operation, collision-free
españolette



PERFECT LIGHTING

Large glazings in narrow sash profiles provide a striking appearance and plenty of natural light.



SAFETY AND AESTHETICS






The hook espagnolette is free of protruding pins on the frame, which ensures collision-free communication as well as an elegant appearance.

HST patio doors- technical information

Opening by sliding it horizontally allows you to fully open the movable sash.
Airing is possible by blocking the partially offset moving sash.



MATERIAL	MAX. WIDTH CONSTRUCTION	MAX. HEIGHT CONSTRUCTION	MAX. SASH WIDTH	MAX. AREA SASHES	
PVC	6 500 mm	2 700 mm white 2 500 mm other colours	3 000 mm white 2 500 mm other colours	6,5 m ² white 5,5 m ² other colours	
WOOD	6 000 mm	2 600 mm	3 000 mm	6.5 m ²	
ALUMINIUM	12 000 mm	3 300 mm	3 300 mm	8.25 m ²	

OTHER	HANDLES
	 <p>The handle is available in colours: white (RAL 9016), brown (8019), silver-plated (F1), old gold (F4), titanium (F9), dark grey (RAL 7016), black (RAL 9005) and in various versions: such as: single-sided, double-sided, with a cylinder, with a key etc.</p>
 <p>option of automatic door control with remote control</p>	 <p>The handle is available in colours: white (RAL 9016), brown (8019), silver-plated (F1), old gold (F4), titanium (F9), and in various versions: such as: single-sided, double-sided, with a cylinder, with a key etc.</p>
 <p>option of automatic door control with remote control for DA-77 HST</p>	 <p>The handle is available in colours: white, black and any RAL and in different versions: e.g. single-sided, double-sided, with a cylinder, with a key etc.</p>



The table determines the maximum dimension that can be obtained under favourable conditions of installation using a specific construction and profile scheme. Ask your dealer for details of possible door sizes within your chosen solution.



Tilt - sliding patio doors HKS

Economical option
for a good view!

- + the option of tilting the movable sash allows for free ventilation of the rooms
- + **SIMPLE OPERATION AND USE OF** the system
- + favourable price



TILT FUNCTION

Sliding horizontally allows you to fully open the movable sash, and the possibility of tilting the movable sash along the upper edge allows for rooms ventilation.




FUNCTIONALITY AT A GOOD PRICE





Optimization of production costs determines the high availability of the product also for customers with a more limited budget - so that elegant and fashionable large glazing can be found in any home.

HKS patio doors - technical information

Opening by sliding it horizontally allows you to fully open the movable sash.
Airing is possible by tilting the movable sash along the upper edge.



MATERIAL	MAX. WIDTH CONSTRUCTION	MAX. HEIGHT CONSTRUCTION	MAX. SASH WIDTH	MAX. AREA SASHES	
PVC	4 000 mm	2 480 mm	1 500	3.37 m ²	
WOOD	3 000 mm	2 480 mm	1 480 mm	3.37 m ²	
ALUMINIUM	4 000 mm	2 480 mm	1 480 mm	3.37 m ²	

HANDLES	
HKS	HKS AUTOMATIC
 <p>The handle is available in colours: white, brown, silver (F1), brass (F3), old gold (F4), titanium (F9), dark grey (RAL 7016), black (RAL 9005), dark grey (RAL 7016)</p>  <p>Handle with a key is available in colours: white, brown, silver (F1), old gold (F4), titanium (F9), dark grey (RAL 7016), black (RAL 9005)</p>	 <p>The handle is available in colours: white, brown, silver (F1), old gold (F4) and titanium (F9).</p>
 <p>The handle is available in colours: available colours: white, brown, silver</p>	



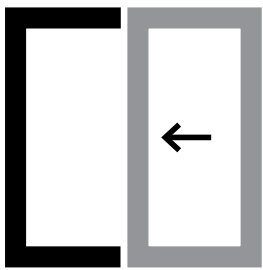
The table determines the maximum dimension that can be obtained under favourable conditions of installation using a specific construction and profile scheme. Ask your dealer for details about the possibilities within your chosen solution.

Basic schemes for opening sliding doors

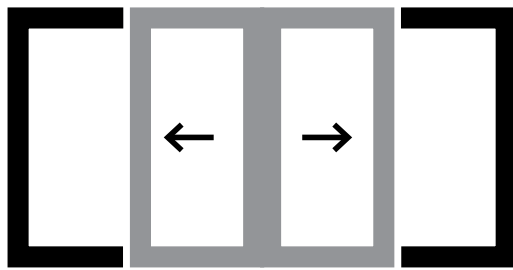


MORE POSSIBILITIES

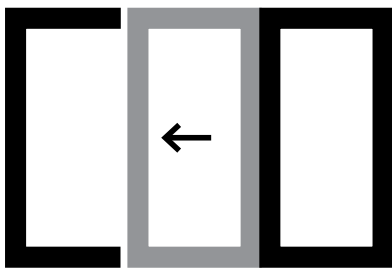
In the case of aluminium joinery, it is also possible to make more complex structures in additional schemes - ask your sales representative in the showroom for details.



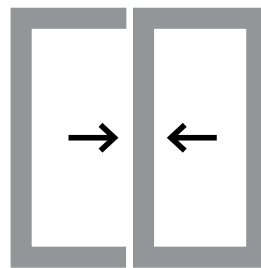
Scheme A



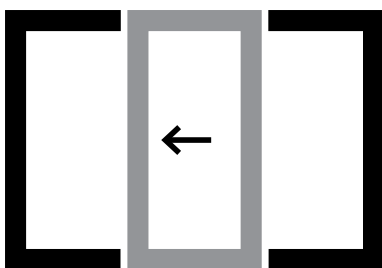
Scheme C



Scheme C Variant



Scheme D



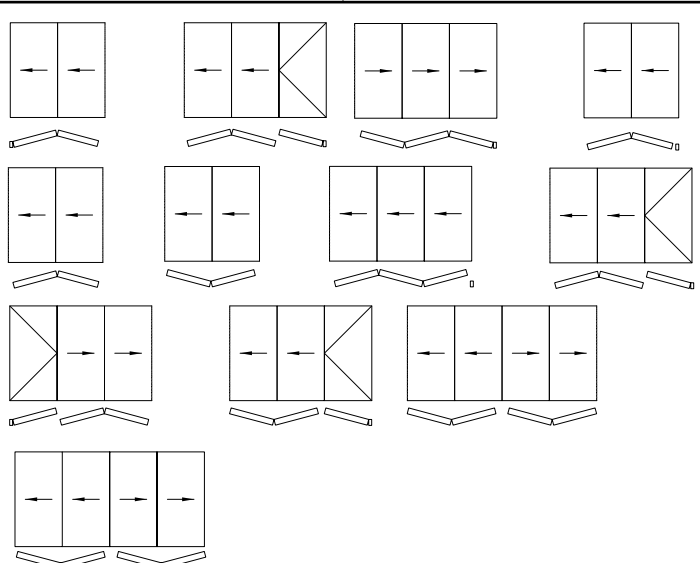
Scheme G



Scheme K

 movable sash of the structure

 elements of fixed parts (frames or sashes)

SYSTEM	MATERIAŁ	DOSTĘPNE SCHEMEY	SERIA PRODUKTÓW
SKY LINE	ALUMINIUM	Scheme A Scheme C Scheme K	DA-SkyLine, DA-SkyLine TYPE-R
		Scheme D	DA-SkyLine
		Scheme G	DA-SkyLine TYPE-R
HST	PVC	Scheme A	HST-motion max, HST-motion AL, HST-motion flatstep
		Scheme A Scheme C Scheme C variant Scheme D	HST-motion
	WOOD	Scheme A Scheme C Scheme D Scheme G	DDF-68 HST DDF-78 HST DDF-92 HST DDA-78 HST
		Scheme A	DDF-68 AL HST; DDF-78 AL HST; DDF-92 AL HST; DDA-78 HST CLASSIC; DDA-78 HST QUADRAT FB (wood with overlay and wood-aluminium)
ALUMINIUM	Scheme A Scheme C Scheme D Scheme G Scheme K	DA-51 HST DA-77 HST DA-51 ST	
HKS	PVC	Scheme A Scheme K (4 equal parts) Scheme C Scheme C variant	DPP-70, DPB-73, DPB-73+, DPQ-76, DPQ-82, DPQ-82 thermoSecure, DPQ-82AL, DPQ-82 thermoSecure AL
	WOOD	Scheme A Scheme C	DDF-68 , DDF-78, DDF-92, DDA-78
PAS	PVC	Scheme A Scheme K (4 equal parts) Scheme C variant	DPP-70, DPQ-76, DPQ-82, DPQ-82 thermoSecure, DPQ-82AL, DPQ-82 thermoSecure AL,
HARMONIJKA	ALUMINIUM		

The colours of your place on Earth

Colours of windows and patio doors

JOINERY PVC

BASIC COLOURS



SPECIAL COLOURS

The most popular customer choices



SPECIAL COLOURS

Other colours




You can check the full range of PVC colours available on our website www.dako.eu or in our showrooms

**JOINERY
TIMBER**


TRANSPARENT COLOURS

pine, meranti,



**JOINERY
ALUMINIUM**

BASIC COLOURS



WOOD-LIKE VARNISHES



SPECIAL COLOURS - VENEERS

Colours not available for patio doors



The colouring of varnishes varies depending on the wood on which it was used. The material presents an illustrative colouring of transparent colours on pine woodwork (left side) and meranti (right side).

OPAQUE COLOURS



OPTIONAL COLOURS

Any colour from the RAL palette



A modern kitchen interior featuring a white countertop, a pink bar stool, and a window with blue and red striped blinds. The scene is brightly lit, suggesting a sunny day outside.

**It's important,
that the house
is comfortable**

and ensures the protection of
residents' privacy



WINDOW COVERS


Textile roller blinds
Pleated roller blinds
Mosquito nets

Pleated ROLLER BLINDS

- + covers enabling **ANY HORIZONTAL COVERING OF THE WHOLE OR PART** of the glass
- + durable and modern **MATERIALS IN MANY** structure and colour variants
- + **WIDE RANGE OF COLOURS** of operating mechanisms
- + possibility of fully opening the window sash

OPERATION OF THE PLEAT:

- The pleat material is attached to 19 mm high aluminium profiles
- The pleat is moved on the strings fixed in the window sash's glazing recess using the supplied handles.



ROLLER BLINDS IN AN ALUMINIUM CASSETTE

- + systems:
DK- VERA, DK-LUISA (with
the possibility of electric control)

ROLLER BLINDS IN A PVC CASSETTE

- + systems:
DK- NINA, DK - IGA, DK-KLARA and DK-ROMA

DAY/NIGHT SYSTEM

- + is available in a free-hanging version, without side
guide rails (DK-STELLA) and in a pvc cassette
(DK-KLARA and DK-ROMA)



Check the colours and types of fabrics on our website or ask a consultant in the salon for a pattern book.

Textile roller blinds

- + practical window covers that allow you to **REGULATE THE AMOUNT OF LIGHT** in the rooms and their darkening
- + **PROTECTING THE PRIVACY** of homeowners
- + **AESTHETIC APPEARANCE** guaranteed by high quality workmanship
- + **WIDE SELECTION OF FABRICS AND COLOURS** allows to give them an individual character
- + **SEVERAL INSTALLATION OPTIONS** and different design variants ensure high functionality of the covers

MOSQUITO NETS

A way for opened windows
and comfortable airing.

- + **HOUSE PROTECTION** against troublesome insects and bugs
- + **PROTECTING INTERIORS** against leaves and flowers falling from the trees
- + **CAN BE FITTED** to almost any type of window or patio door or it can be integrated into an external roller blind

MOSQUITO NET TYPES

WINDOW MOSQUITO NET

popular solution in the form of a mosquito net stretched on a frame mounted on a window frame with the use of non-invasive hooks. The construction of the mosquito net does not open.

DOOR MOSQUITO NET

frame mosquito net designed for mounting on additional hinges in the entrance door or balcony door. The construction of the mosquito net is functional.

ROLL-UP MOSQUITO NET

a solution referring to the structure of textile roller blinds - equipped with a cassette and side guide rails. The mosquito net is rolled up on a cassette placed on the window frame.

SLIDING MOSQUITO NET

a type of mosquito net consisting of a net stretched on an aluminium frame and guide rails, usually mounted in sliding doors. The structure is opened by sliding horizontally.

PLEATED MOSQUITO NET

A modern solution made of pleated mesh stretched on an aluminium profile. When closing, the mesh of the mosquito net is folded and depending on the chosen version, it is hidden in the profile to the side or upwards.



In selected roller shutter systems we also offer a version with a mosquito net rolled up together with the roller shutter to the roller shutter box

GLOSSARY

of terms

WINDOW FRAME, also called a frame is a structural element of the window embedded in the wall, which connects it permanently with the window opening. The sashes - one or several - are attached to the frame by means of hinges.

WINDOW SASH, opening part of the window. It is equipped with a handle that allows the operation and control of the sash. The sash, depending on the fitting used can be turn, tilt, or tilt and turn.

WINDOW SEALS are elements that ensure the tightness of windows. As a standard, two types of seals are installed in windows - glazing and resistance seals (called bumpers or rebounders). Both of them prevent water from getting inside the window profile and so prevent from rusting of the fittings. Resistance seals are also a barrier to wind, dust and noise. There are always two glazing seals - one on the outside and the other on the inside of the window. Flexibility and resistance to changing weather conditions is provided by the material from which they are made, that is EPDM or TPS.

HEAT TRANSFER COEFFICIENT is a value that indicates how much heat is lost per square meter of the surface area (for example, windows or doors) in one hour if the outside air temperature is one degree lower than in the room.

The heat transfer coefficient is marked with U [W/m^2K]. The lower its value, the better - the low heat transfer coefficient informs about the fact that windows and doors have good thermal insulation properties and guarantee the reduction of heat loss.

THE ACOUSTIC INSULATION parameters are determined by the coefficient R_w (dB), which informs about the

degree of attenuation of noise coming from the outside the building. The higher the coefficient value, the better protection against noise is guaranteed by the window. The value of this parameter is influenced by several elements - tightness of windows, their dimensions, acoustic insulation of glass inserts and profile construction.

RC (RESISTANCE CLASSES) a scale determining the level of burglary protection class for windows and doors on a six-stage scale. In the single-family building industry, products in RC2\RC3 classes are most often used. The PN-EN 1627 standard specifies six classes of burglary resistance of construction products, including windows and doors, and specifies the methods and attempts to gain access for them. Certificates confirming increased resistance to burglary are issued by certification bodies conducting conformity assessment activities, which have active accreditation for this scope of testing.

CLASS OF PVC WINDOW PROFILE AND NUMBER OF CHAMBERS Individual classes of profiles vary in terms of profile wall thickness and are determined in accordance with applicable standards. The class of window profiles mainly affects the stiffness of the window profile and the load-bearing capacity of the welded corners of the window sections. The window profile itself consists of chambers whose task is to improve the thermal properties of windows. Nowadays, a 5-chamber profile seems to be the standard below which you shouldn't go down in order to keep the thermal performance of windows at a satisfactory level.

CLASS A PROFILES - the minimum thickness of the visible wall is greater or equal to 2,8mm, and the invisible wall is greater or equal to 2,5 mm. Such a solution ensures greater window stability, better thermal insulation properties and with appropriate glazing, effective protection against external noise.

CLASS B PROFILES the minimum thickness of the visible wall is greater or equal to 2,5 mm, and the invisible 2 mm (class C includes profiles whose minimum visible and invisible wall thickness is not specified). The window, whose profile is class A, will therefore be more rigid and stable than B and C class windows.

FITTINGS are elements of a window whose primary task is to maintain the tightness and to open, close and tilt window or door sashes.. The fittings are also responsible for security, protecting against burglary. One of their key elements is the handle, as it is with it that we change the position of the sash. Nowadays, the most common fittings in windows are the circumferential fittings (also called peripheral fittings), i.e. the ones that are located around the entire circumference of the sash. When closed, they press the sash evenly against the frame. This ensures tightness and prevents profile deformation. What kind of circumferential fittings we choose depends on how our windows will open. You can choose between turn, which will allow you to fully open the window and tilt, allowing only for tilting the sash. However, the most convenient solution is the hardware that combines both functions, i.e. Tilt and Turn.

MICROVENTILATION is a function provided by appropriate fittings, which gives the possibility of incomplete closing of the window sash. By using this variant, the sash is not in close contact with the frame, and a few millimeters wide gap is created between them to allow air circulation, while protecting the sash against opening in case of a stronger wind blast.

FIXED POST / MOVABLE POST

The post is an element of the window construction separating its quarters - depending on the window construction possibilities or investors' preferences, it can be in fixed or so called movable version.

FIXED POST is an element permanently connected to the window frame, thanks to which the bigger statics are preserved and thus the construction is more resistant to strong wind or burglary attempts. In such a solution, each sash operates independently, which allows for the use of the tilt and turn mechanism in both sashes (at double-sash windows).

In the case of a **MOVABLE POST**, these elements of the window construction are not permanently connected to the window sash frame - and the post is created by overlapping parts of the sash faces. In this variant only one handle is used and to open the second sash requires (after opening the first one) unlocking the catches located inside the sash frame. An important advantage of the movable post is the opening clearance, which is not limited by a vertical post, and is almost always used for balcony doors, where a large light passage is desired.

GLAZING PACKAGE standard solution for glazing windows and doors, currently the standard is to use two or three glazed packages, separated by a distance frame and filled with noble gases. The space between two panes separated by a spacer is called a chamber. Single, double or triple chamber glazed units are available on the market.

SPACER FRAME (inter-pane)- element of the glazing pack that seals the edges of the glazing units and separates the panes from each other. Most frames are made of aluminium, whose high thermal conductivity makes the heat escape through the window. Frames are available in different colour variants and have different parameters such as the warm edge spacer frame.

SAFETY GLASS is not an anti-burglary glass, but one that does not create a risk of injury in the event of damage. After breaking, the safety glass will fall apart into blurred fragments or due to the protection of a special film, will remain intact.

MUNTIN BARS are decorative, thin slats that divide the glass into sections. The most commonly used solutions in this area are Viennese muntin bars, which are glued on the outside of the glass or the so-called internal muntin bars, which are placed inside the glazing units.





A PRESTIGIOUS POLISH BRAND CLOSE TO YOU

Commitment, passion and hard work are the features due to which the family company DAKO, established in 1994 in Nowy Sącz, is today a thriving brand with an established position on the joinery market. A modern machine park with an area of 33 800 m², working under the supervision of qualified specialists, allows us to provide our customers with products of the highest quality. Thanks to an extensive network, well equipped showrooms and professional support of sale advisers, DAKO products are available almost everywhere.

30 YEARS OF EXPERIENCE AROUND THE WORLD

The long history of the brand's existence means successes not only on the domestic market, but also experience on foreign markets such as Belgium, France, Germany, Italy, Canada, New Zealand, or the USA and Japan. Currently, more than half of the production is made up of various types of products that are purchased by export markets from all over Europe, whose trust in the brand is due to the high quality of services offered.

COMPREHENSIVE PRODUCT OFFER

The high quality of the brand's products is confirmed not only by numerous and systematic tests and certificates or a long warranty period. The most reliable and valuable opinions about our products are primarily a growing group of satisfied customers who have placed their trust in DAKO windows, doors, roller shutters and garage doors, choosing a comprehensive brand offer to make their dreams of their own home come true. We are particularly proud of this fact.

INDEX of

photographs

WINDOWS

p. 4
tilt-and-turn windows + corner connector | incorporated roller blinds external DK-RSP | grey anthracite

p. 8-9
HST lift – sliding patio doors | PVC | dark grey silk

p.11
joinery set in grey anthracite colour (RAL 7016) | pvc windows with external roller shutters (incorporated roller shutters) | HST sliding patio doors | fixed glazings (fixed windows) | overlay aluminium external door with wooden handrail | garage door with DK-GP smooth panel

p. 13
fixed window (fixed glazing) | PVC | dark grey silk

p. 14 – 15
HKS tilt – sliding patio doors | tilt and turn window | PVC | white

p. 16 – 17
tilt and turn windows | PVC | grey anthracite

p. 18 – 19
fixed window (fixed glazing) | PVC | grey anthracite

p. 20
Tilt and Turn windows | PVC | white

p. 24 – 25
window | HST lift - sliding patio doors | fixed glazing | meranti wood | light oak

p. 28 – 29
window | HST lift - sliding patio doors | fixed glazing | meranti wood | light oak

p. 30 – 31
window divided into fixed glazing and two tilt and turn sashes | meranti wood | light oak

p. 32-33
HST lift – sliding patio doors | PVC | meranti wood | light oak

p. 34
wood – aluminium window (view from inside) | raw wood

p. 38-39
windows divided into fixed glazing and tilt and turn sash | ST sliding patio doors | aluminium | black

p. 40
window mounted in the corner | aluminium

p. 41
tilt and turn window | aluminium | RAL 7016

p. 42
tilt and turn balcony window | aluminium | RAL 7035

p. 48
Secustic New York handle | titanium

p.51-53
tilt and turn balcony window with inter-pane muntin bars | PVC | white

PATIO DOORS

p. 56-57
HST lift – sliding patio doors | PVC | grey anthracite

p. 59
HST lift – sliding patio doors | PVC | grey anthracite

p. 60 – 61
Sliding patio doors with a concealed DA-SkyLine frame | aluminium | black

p. 63
Sliding patio doors with a concealed DA-SkyLine frame | aluminium | black

p. 65
folding door | aluminium | RAL 9005

p. 68 - 69
HST lift – sliding patio doors | PVC | grey anthracite

s. 70
lift - sliding patio doors HST-Motion | PVC | quartz grey

p. 74
HKS tilt – sliding patio doors | PVC | grey anthracite

p. 75
HKS tilt – sliding patio doors | PVC | white (top photo)

HKS tilt – sliding patio doors | PVC | grey anthracite (bottom photo)

WINDOW COVERS

p. 84 - 85

DK-PAULA pleated textile roller blind |
fabric P02/1

p. 86 - 87

DK-KLARA textile roller blind | day/
night fabric DN18



- All photos included in the index present DAKO products used in the project realizations. We would like to thank the investors for the opportunity to complete the session.
- The presentation of the products in the photos is for illustrative purposes – due to the light in the images - the actual appearance of the colours and textures of individual products may slightly differ.



Photos on pages 24-33
courtesy of Nasi Mazzucchelli architetti



DAKO.EU